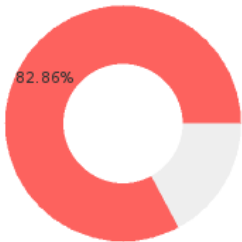


2023 CTE SUMMARY REPORT

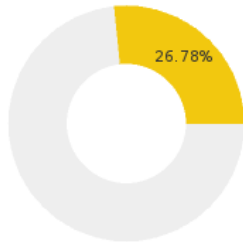
WARREN SCHOOL DISTRICT - 0602000

State Participants



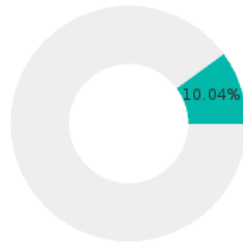
82.86%
N = 116493

State Concentrators



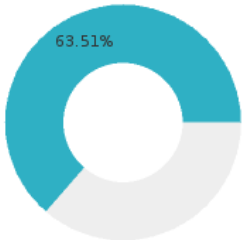
26.78%
N = 37648

State Completers



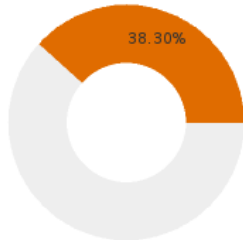
10.04%
N = 14109

Consortium Participants



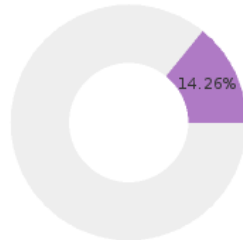
63.51%
N = 449

Consortium Concentrators



38.3%
N = 180

Consortium Completers



14.26%
N = 67



A [comprehensive program report](#) is available for more detailed information on all performance measures.

Enrollment includes Grades 9-12 students.

PERFORMANCE SCORES RELATIVE TO TARGETS

