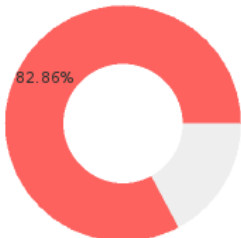


2023 CTE SUMMARY REPORT

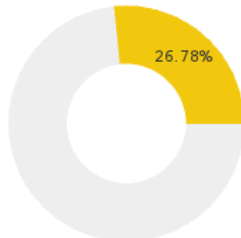
OUACHITA SCHOOL DISTRICT - 3005000

State Participants



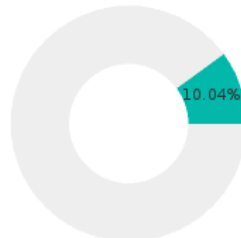
82.86%
N = 116493

State Concentrators



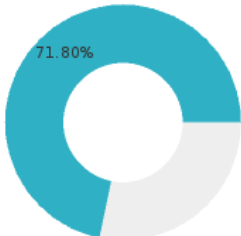
26.78%
N = 37648

State Completers



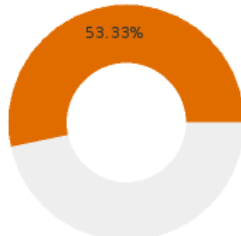
10.04%
N = 14109

Consortium Participants



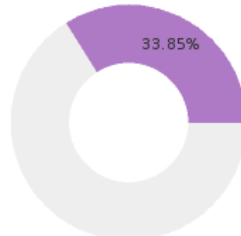
71.8%
N = 191

Consortium Concentrators



53.33%
N = 104

Consortium Completers



33.85%
N = 66



A [comprehensive program report](#) is available for more detailed information on all performance measures.

Enrollment includes Grades 9-12 students.

PERFORMANCE SCORES RELATIVE TO TARGETS

