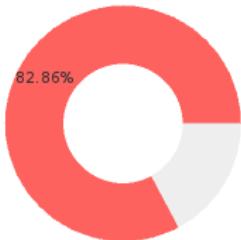


2023 CTE SUMMARY REPORT

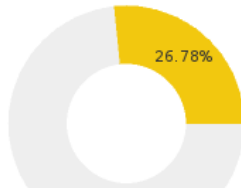
RIVERCREST SCHOOL DISTRICT - 4706000

State Participants



82.86%
N = 116493

State Concentrators



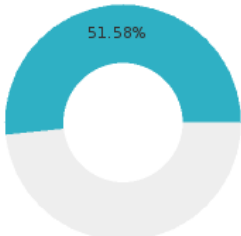
26.78%
N = 37648

State Completers



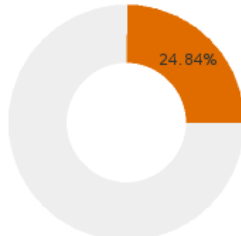
10.04%
N = 14109

Consortium Participants



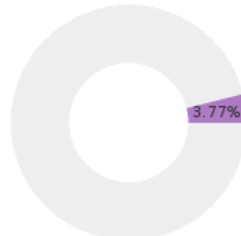
51.58%
N = 261

Consortium Concentrators



24.84%
N = 79

Consortium Completers



3.77%
N = 12



A [comprehensive program report](#) is available for more detailed information on all performance measures.

Enrollment includes Grades 9-12 students.

PERFORMANCE SCORES RELATIVE TO TARGETS

