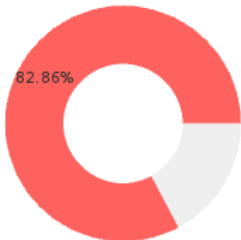


2023 CTE SUMMARY REPORT

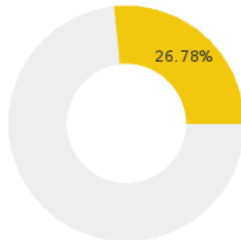
LAVACA SCHOOL DISTRICT - 6605000

State Participants



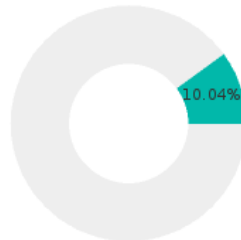
82.86%
N = 116493

State Concentrators



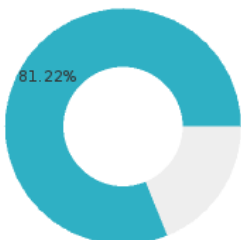
26.78%
N = 37648

State Completers



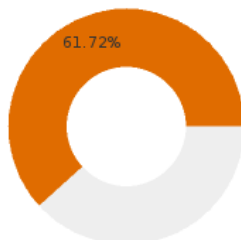
10.04%
N = 14109

Consortium Participants



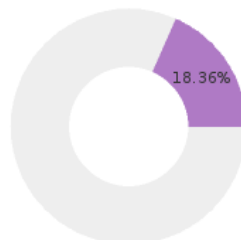
81.22%
N = 307

Consortium Concentrators



61.72%
N = 158

Consortium Completers



18.36%
N = 47



A [comprehensive program report](#) is available for more detailed information on all performance measures.

Enrollment includes Grades 9-12 students.

PERFORMANCE SCORES RELATIVE TO TARGETS

