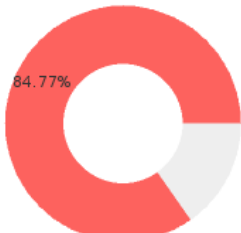


2024 CTE SUMMARY REPORT

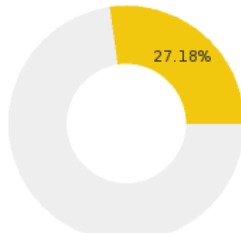
YELLVILLE-SUMMIT SCHOOL DISTRICT - 4502000

State Participants



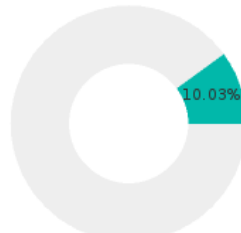
84.77%
N = 121723

State Concentrators



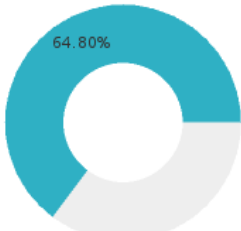
27.18%
N = 39032

State Completers



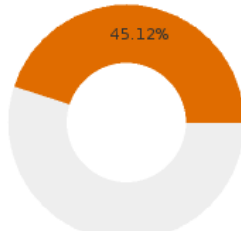
10.03%
N = 14399

Consortium Participants



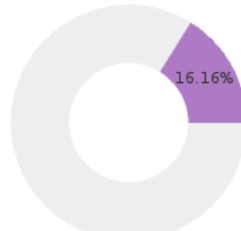
64.8%
N = 313

Consortium Concentrators



45.12%
N = 148

Consortium Completers



16.16%
N = 53



A [comprehensive program report](#) is available for more detailed information on all performance measures.

Enrollment includes Grades 9-12 students.

PERFORMANCE SCORES RELATIVE TO TARGETS

