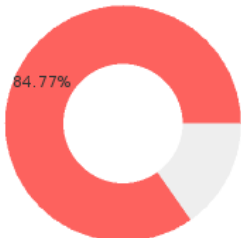


# 2024 CTE SUMMARY REPORT

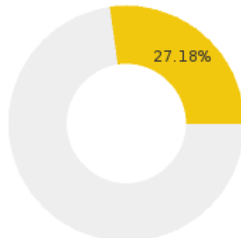
## PALESTINE-WHEATLEY SCHOOL DISTRICT - 6205000

State Participants



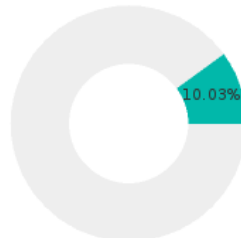
84.77%  
N = 121723

State Concentrators



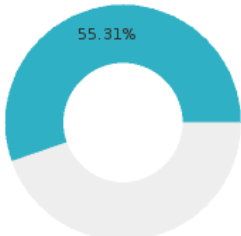
27.18%  
N = 39032

State Completers



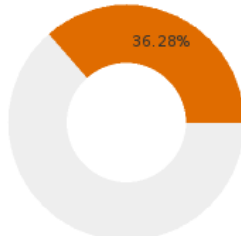
10.03%  
N = 14399

Consortium Participants



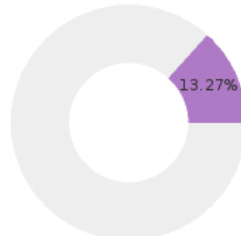
55.31%  
N = 198

Consortium Concentrators



36.28%  
N = 82

Consortium Completers



13.27%  
N = 30



A [comprehensive program report](#) is available for more detailed information on all performance measures.

Enrollment includes Grades 9-12 students.

## PERFORMANCE SCORES RELATIVE TO TARGETS

