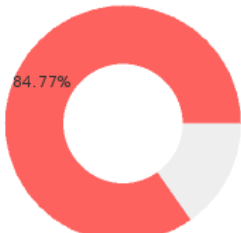


2024 CTE SUMMARY REPORT

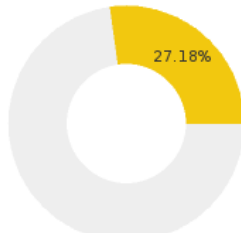
BENTON SCHOOL DISTRICT - 6302000

State Participants



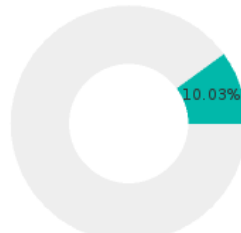
84.77%
N = 121723

State Concentrators



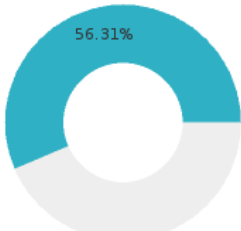
27.18%
N = 39032

State Completers



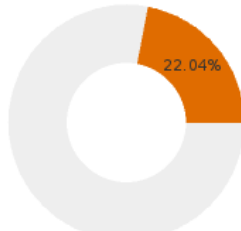
10.03%
N = 14399

Consortium Participants



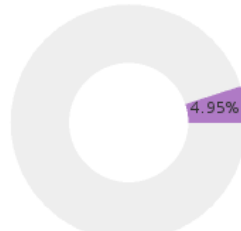
56.31%
N = 1534

Consortium Concentrators



22.04%
N = 383

Consortium Completers



4.95%
N = 86



A [comprehensive program report](#) is available for more detailed information on all performance measures.

Enrollment includes Grades 9-12 students.

PERFORMANCE SCORES RELATIVE TO TARGETS

