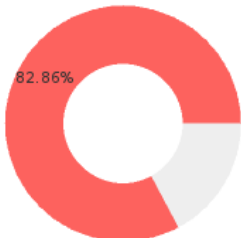


2023 CTE SUMMARY REPORT

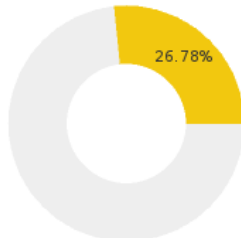
MT. VERNON-ENOLA SCHOOL DISTRICT - 2306000

State Participants



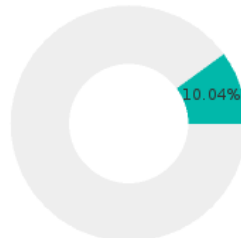
82.86%
N = 116493

State Concentrators



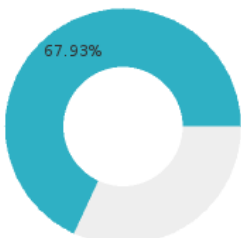
26.78%
N = 37648

State Completers



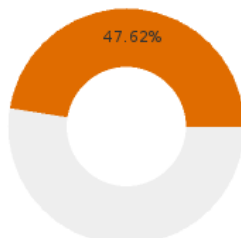
10.04%
N = 14109

Consortium Participants



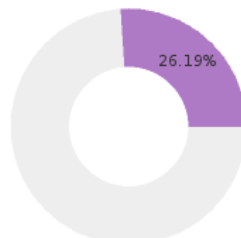
67.93%
N = 161

Consortium Concentrators



47.62%
N = 80

Consortium Completers



26.19%
N = 44



A [comprehensive program report](#) is available for more detailed information on all performance measures.

Enrollment includes Grades 9-12 students.

PERFORMANCE SCORES RELATIVE TO TARGETS

