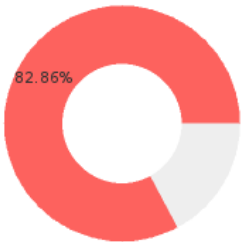


# 2023 CTE SUMMARY REPORT

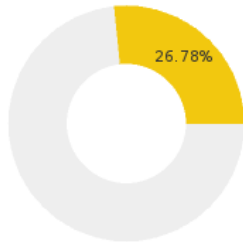
## NEVADA SCHOOL DISTRICT - 5008000

State Participants



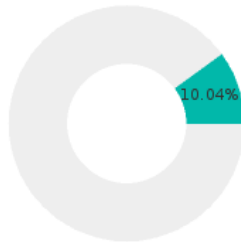
82.86%  
N = 116493

State Concentrators



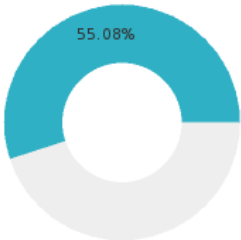
26.78%  
N = 37648

State Completers



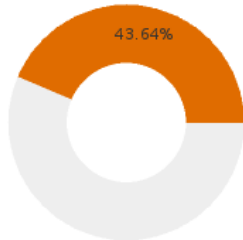
10.04%  
N = 14109

Consortium Participants



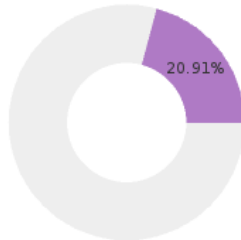
55.08%  
N = 103

Consortium Concentrators



43.64%  
N = 48

Consortium Completers



20.91%  
N = 23



A [comprehensive program report](#) is available for more detailed information on all performance measures.

Enrollment includes Grades 9-12 students.

## PERFORMANCE SCORES RELATIVE TO TARGETS

