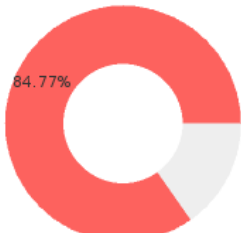


2024 CTE SUMMARY REPORT

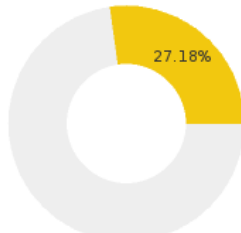
VALLEY VIEW SCHOOL DISTRICT - 1612000

State Participants



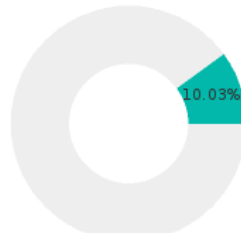
84.77%
N = 121723

State Concentrators



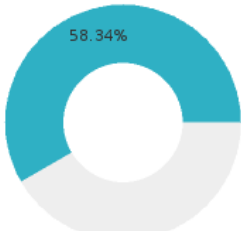
27.18%
N = 39032

State Completers



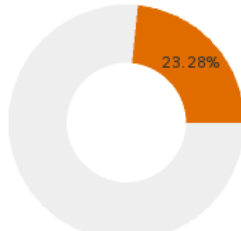
10.03%
N = 14399

Consortium Participants



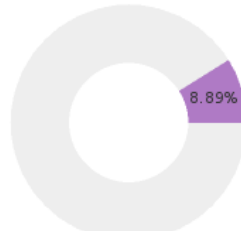
58.34%
N = 794

Consortium Concentrators



23.28%
N = 207

Consortium Completers



8.89%
N = 79



A [comprehensive program report](#) is available for more detailed information on all performance measures.

Enrollment includes Grades 9-12 students.

PERFORMANCE SCORES RELATIVE TO TARGETS

