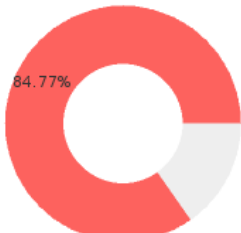


2024 CTE SUMMARY REPORT

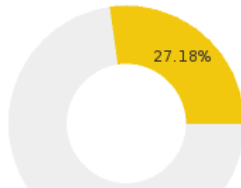
HOPE SCHOOL DISTRICT - 2903000

State Participants



84.77%
N = 121723

State Concentrators



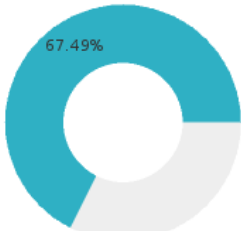
27.18%
N = 39032

State Completers



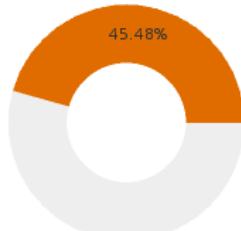
10.03%
N = 14399

Consortium Participants



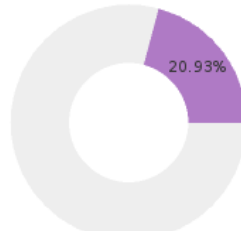
67.49%
N = 654

Consortium Concentrators



45.48%
N = 302

Consortium Completers



20.93%
N = 139



A [comprehensive program report](#) is available for more detailed information on all performance measures.

Enrollment includes Grades 9-12 students.

PERFORMANCE SCORES RELATIVE TO TARGETS

